




## Sunflowers Galore by Donna Dewberry (page 1/4)

The pattern for this design will need to be pieced together before transferring to the surface. Piece the pattern together by cutting along the dotted lines on pages 1, 2, 3 and 4. Tape the four pieces together to complete the pattern. The completed design is found below.

Transfer this design using artist transfer paper.






## Sunflowers Galore by Donna Dewberry (page 2/4)

The pattern for this design will need to be pieced together before transferring to the surface. Piece the pattern together by cutting along the dotted lines on pages 1, 2, 3 and 4. Tape the four pieces together to complete the pattern. The completed design is found below.

Transfer this design using artist transfer paper.






## Sunflowers Galore by Donna Dewberry (page 3/4)

The pattern for this design will need to be pieced together before transferring to the surface. Piece the pattern together by cutting along the dotted lines on pages 1, 2, 3 and 4. Tape the four pieces together to complete the pattern. The completed design is found below.

Transfer this design using artist transfer paper.





## Sunflowers Galore by Donna Dewberry (page 4/4)

The pattern for this design will need to be pieced together before transferring to the surface. Piece the pattern together by cutting along the dotted lines on pages 1, 2, 3 and 4. Tape the four pieces together to complete the pattern. The completed design is found below.

Transfer this design using artist transfer paper.

